

## Contact Info

Name: \_\_\_\_\_

Phone Number: \_\_\_\_\_

Date: \_\_\_\_\_

Van and Bed Type: \_\_\_\_\_

## Hinge Location and Style

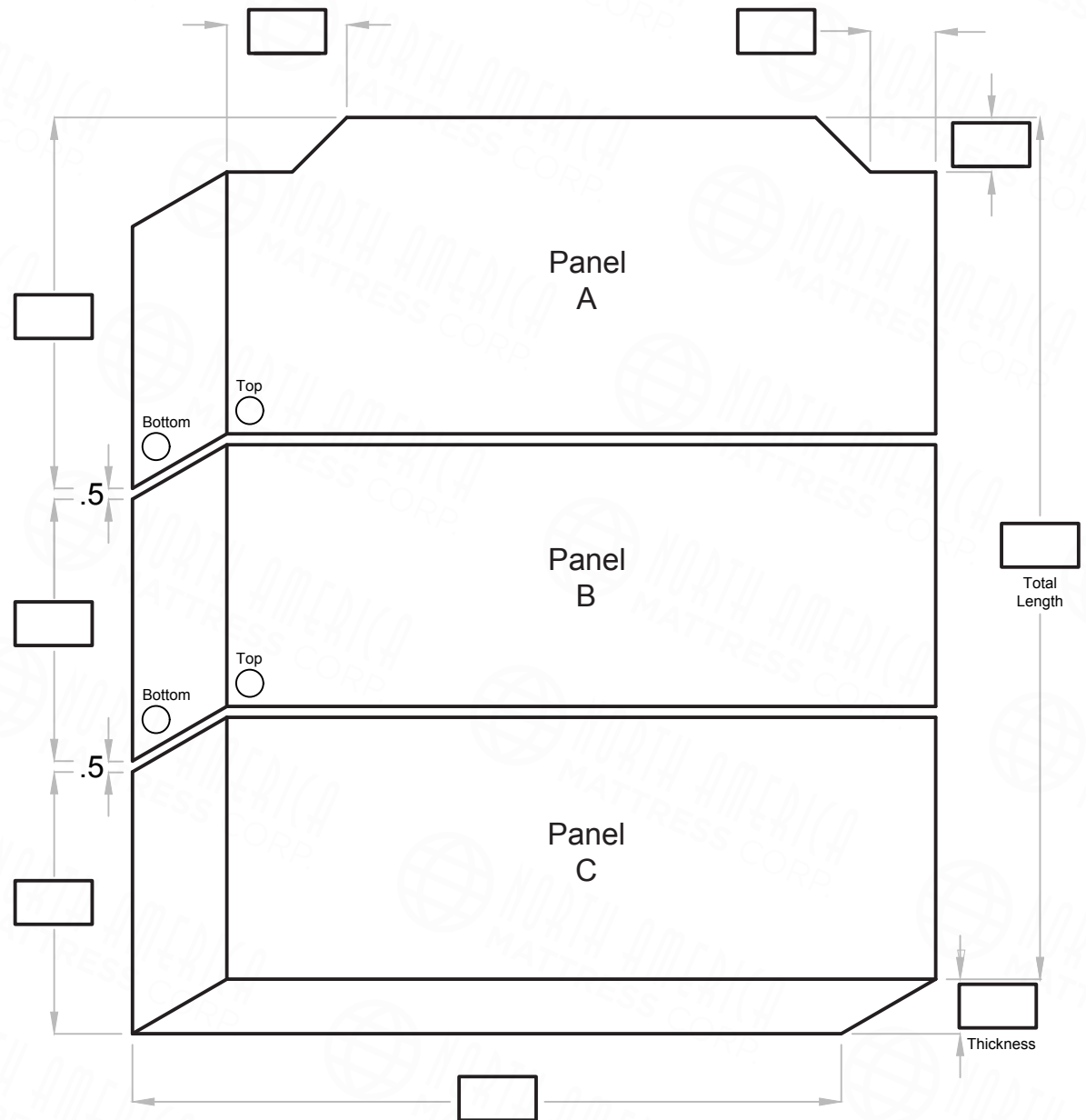
**Note:** Please check the corresponding circle on the side view for the hinge and/or separating zipper locations.

Between Panels A and B: ☐ Fabric Hinge  
☐ Zippered Hinge

**Note:** Hinges add a 1/2" each to the length of the mattress. To account for this, a 1/2" will be taken off each panel B and C for a total of 1".

Between Panels B and C: ☐ Fabric Hinge  
☐ Zippered Hinge

## Custom Tri-Fold Specification Sheet / Angled Cutouts



**NORTH AMERICA**  
**MATTRESS CORP.**

Phone: 800-448-6163

Fax: 888-689-6227

Email: [sales@namattress.com](mailto:sales@namattress.com)

**ROAM Rest**

## Contact Info

Name: \_\_\_\_\_

Phone Number: \_\_\_\_\_

Date: \_\_\_\_\_

Van and Bed Type: \_\_\_\_\_

## Hinge Location and Style

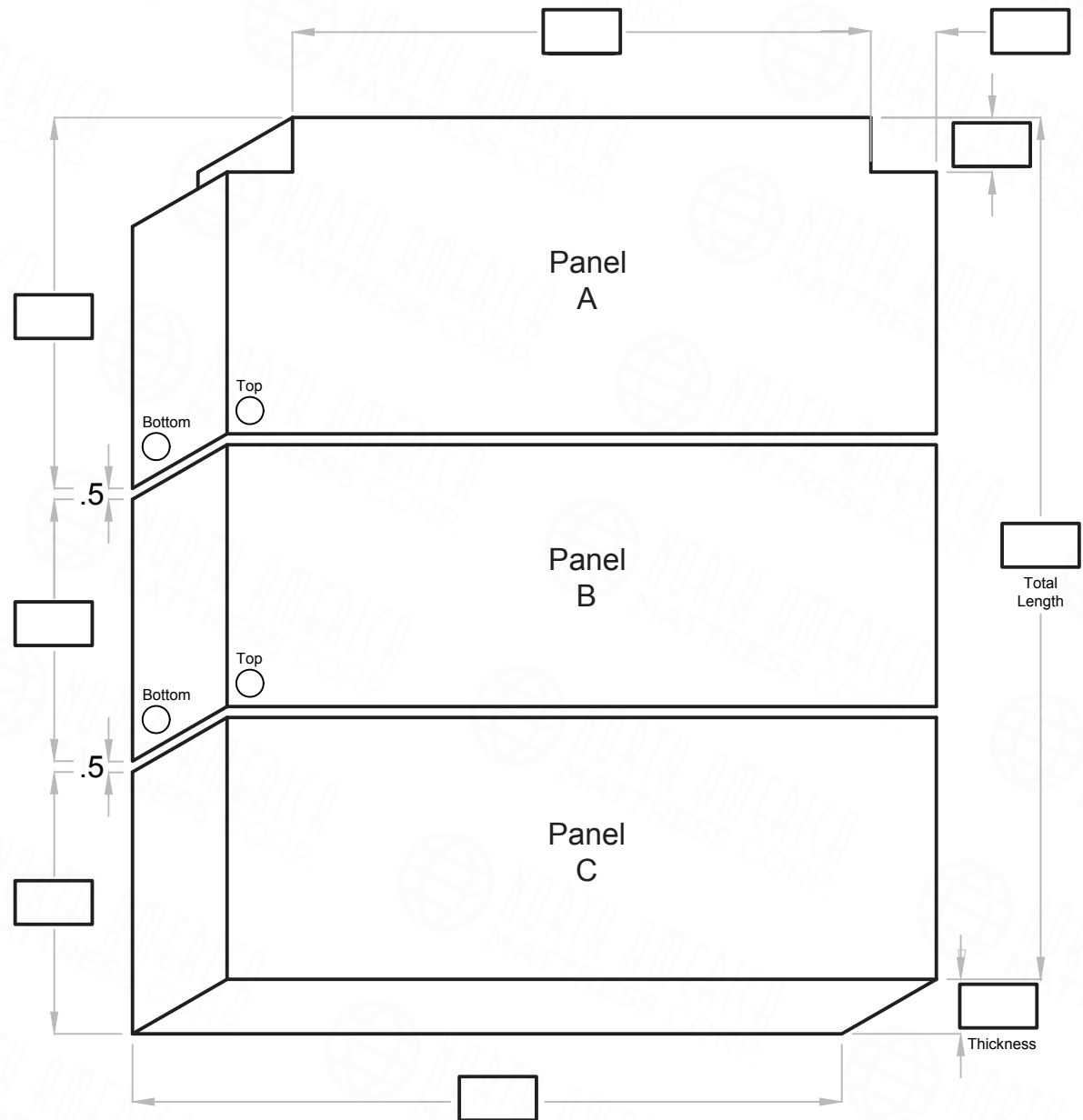
**Note:** Please check the corresponding circle on the side view for the hinge and/or separating zipper locations.

Between Panels A and B: ☐ Fabric Hinge  
☐ Zippered Hinge

**Note:** Hinges add a 1/2" each to the length of the mattress. To account for this, a 1/2" will be taken off each panel B and C for a total of 1".

Between Panels B and C: ☐ Fabric Hinge  
☐ Zippered Hinge

## Custom Tri-Fold Specification Sheet / 90° Cutouts



**NORTH AMERICA**  
**MATTRESS CORP.**

Phone: 800-448-6163

Fax: 888-689-6227

Email: [sales@namattress.com](mailto:sales@namattress.com)

**ROAM Rest**

## Contact Info

Name: \_\_\_\_\_

Phone Number: \_\_\_\_\_

Date: \_\_\_\_\_

Van and Bed Type: \_\_\_\_\_

## Hinge Location and Style

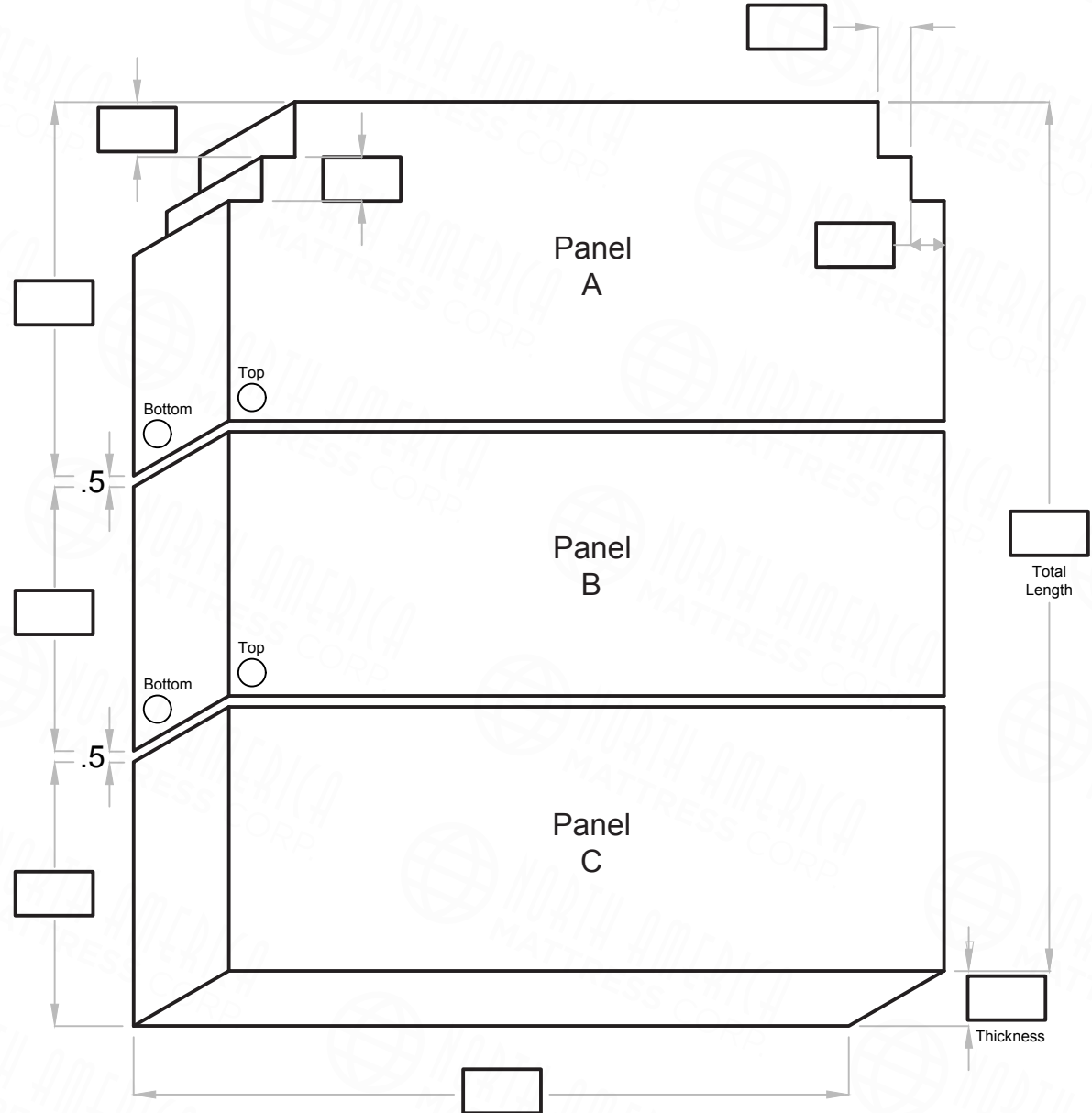
**Note:** Please check the corresponding circle on the side view for the hinge and/or separating zipper locations.

Between Panels A and B: ☐ Fabric Hinge  
☐ Zippered Hinge

**Note:** Hinges add a 1/2" each to the length of the mattress. To account for this, a 1/2" will be taken off each panel B and C for a total of 1".

Between Panels B and C: ☐ Fabric Hinge  
☐ Zippered Hinge

## Custom Tri-Fold Specification Sheet / Stairstep Cutouts



**NORTH AMERICA**  
**MATTRESS CORP.**

Phone: 800-448-6163

Fax: 888-689-6227

Email: [sales@namattress.com](mailto:sales@namattress.com)

**ROAM Rest**

## Contact Info

Name: \_\_\_\_\_

Phone Number: \_\_\_\_\_

Date: \_\_\_\_\_

Van and Bed Type: \_\_\_\_\_

## Hinge Location and Style

**Note:** Please check the corresponding circle on the side view for the hinge and/or separating zipper locations.

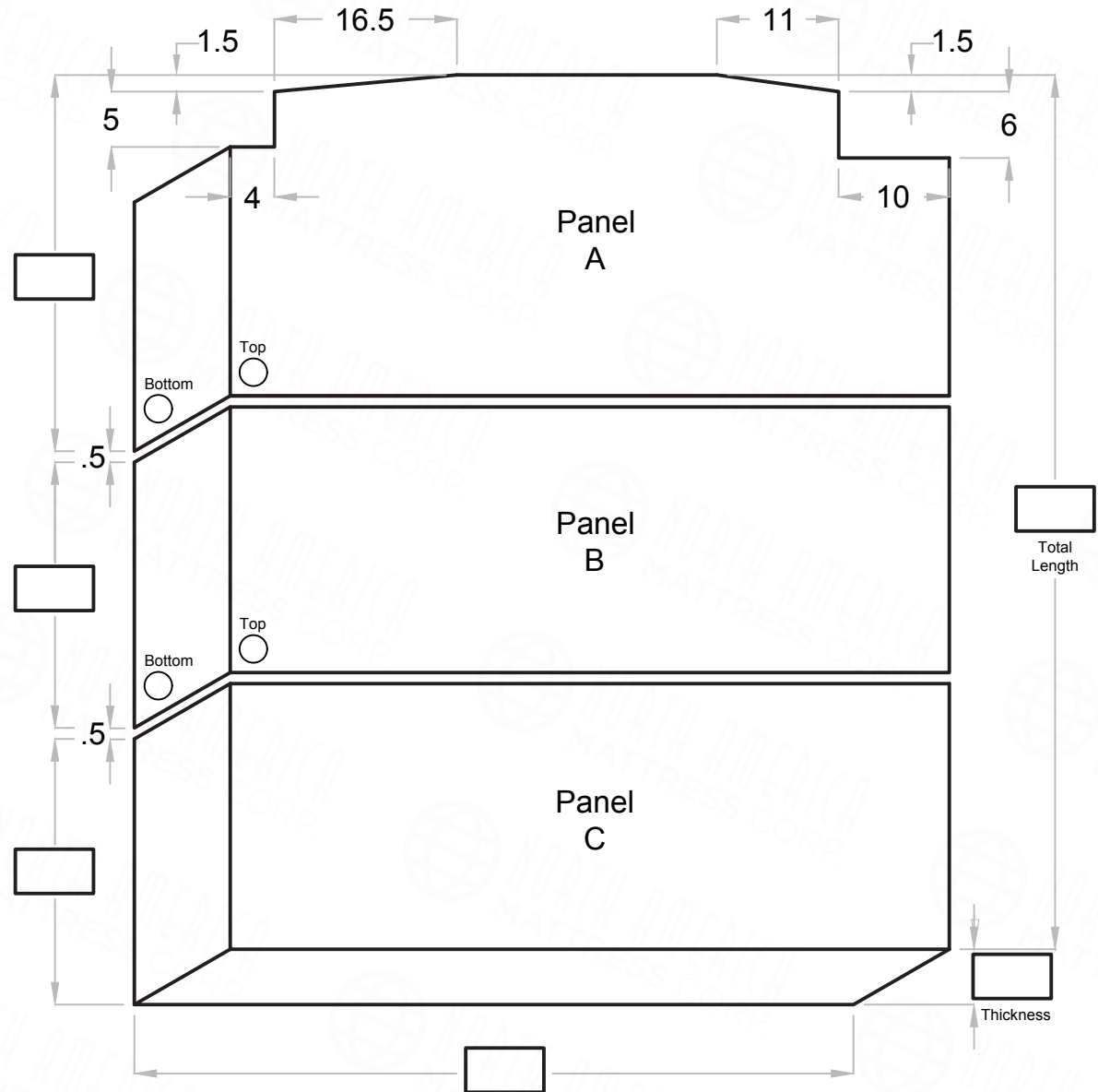
Between Panels A and B: ☐ Fabric Hinge  
☐ Zippered Hinge

**Note:** Hinges add a 1/2" each to the length of the mattress. To account for this, a 1/2" will be taken off each panel B and C for a total of 1".

Between Panels B and C: ☐ Fabric Hinge  
☐ Zippered Hinge

**Note:** Cutouts on Panel A are standard to the MOAB platform when platform is fully extended. If you need different cutout dimensions, please cross out the incorrect dimensions and write in the correct dimensions.

## Custom Tri-Fold Specification Sheet / MOAB Cutouts



**NORTH AMERICA**  
**MATTRESS CORP.**

Phone: 800-448-6163

Fax: 888-689-6227

Email: [sales@namattress.com](mailto:sales@namattress.com)

**ROAM Rest**

## Contact Info

Name: \_\_\_\_\_

Phone Number: \_\_\_\_\_

Date: \_\_\_\_\_

Van and Bed Type: \_\_\_\_\_

## Hinge Location and Style

**Note:** Please check the corresponding circle on the side view for the hinge and/or separating zipper locations.

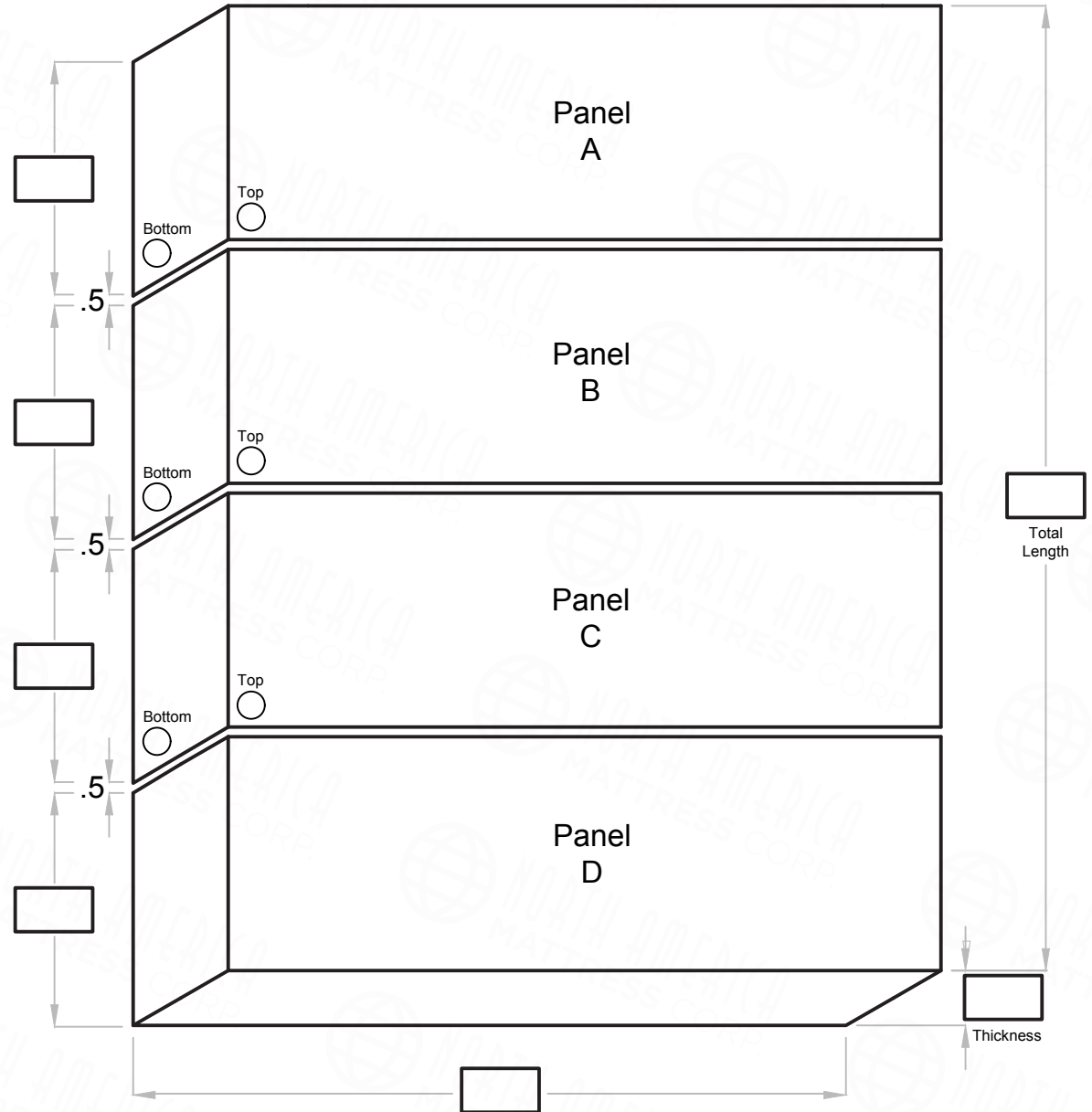
Between Panels A and B: ☐ Fabric Hinge  
☐ Zippered Hinge

Between Panels B and C: ☐ Fabric Hinge  
☐ Zippered Hinge

Between Panels C and D: ☐ Fabric Hinge  
☐ Zippered Hinge

**Note:** Hinges add a 1/2" each to the length of the mattress. To account for this, a 1/2" will be taken off each panel A, B, and C for a total of 1 1/2".

## Custom Quad-Fold Specification Sheet



**NORTH AMERICA**  
**MATTRESS CORP.**

Phone: 800-448-6163

Fax: 888-689-6227

Email: [sales@namattress.com](mailto:sales@namattress.com)

**ROAM Rest**